

Interoffice Memo

DATE: February 1, 2021
TO: Daren Griffin, A.A.E., Executive Team
FROM: Hasaan Azam, Manager of Air Service & Cargo Business Development
SUBJECT: February 2021 Flight Schedule

In February 2021, Reno-Tahoe International Airport (RNO) will offer a total of 1,131 scheduled departures, a decrease of 38.0% when compared to the February 2020 schedule. Monthly scheduled seat capacity is down 44.5% at 122,175 departing seats for the same period.

In December 2020, JSX started non-stop flights between RNO and Orange County Airport (SNA), four times a week using a 30-seat Embraer 135/145 aircraft. The airline also serves non-stop flights between RNO and Hollywood Burbank Airport (BUR) four times a week. JSX operates out of Stellar Aviation, a private Fixed Base Operator, located at 485 South Rock Blvd. This memo does not include JSX schedules data.

February 2021 RNO Flight Schedule			
Destination	Airlines	Total Departures	Details
Atlanta	Delta	16	Four times a week. Thur, Fri, Sat, Sun
Dallas-Love	Southwest	28	Once daily
Dallas/Fort Worth	American	91	Three times a day - Select weekends four times a day
Denver	Southwest	52	Twice a day - Sat once daily
	United	83	Three times a day
Guadalajara	Volaris	16	Four times a week. Mon, Tue, Wed, Fri
Houston-Intercontinental	United	28	Once daily
Las Vegas	Allegiant	25	Once daily - no flights on select days
	Frontier	7	Twice weekly - mostly Mon, Fri
	Southwest	88	Three times a day - Sat four times a day
Los Angeles	Alaska	56	Twice a day
	Delta	84	Three times a day
	JetBlue	13	Four times a week Mon, Thu, Fri, Sun - no Mon flights the first two weeks
	United	73	Two to three times a day
Oakland	Southwest	28	Once daily
Orange County	Allegiant	4	Begins Feb 18 as twice weekly - Thu, Sun
Phoenix	American	72	Three times a day, Mon, Thu, Fri, Sun - Twice daily on Tue, Wed, Sat
	Southwest	33	Once daily - twice daily on Sat
Portland	Alaska	30	Once daily
Salt Lake City	Delta	112	Four times a day
San Diego	Southwest	4	Once a week - Sat only
San Francisco	United	76	Three times a day - twice daily on Tue, Wed
Seattle	Alaska	112	Four times a day

Multiple airlines in a market
 Source: Djo Mi, 2.1.2021

Schedule Highlights

Alaska Airlines

- In January 2021, Alaska Airlines suspended non-stop seasonal flights between RNO and Palm Springs (PSP).

Allegiant Air

- On February 18, 2021, Allegiant Air will start non-stop flights between RNO

and SNA. The airline will offer this service on Thursdays and Sundays.

American Airlines

- On November 2, 2020, American Airlines suspended non-stop flights between RNO and Chicago (ORD).
- On March 5, 2021, American Airlines will resume non-stop daily flights between RNO and Los Angeles (LAX).

Delta Air Lines

- On November 20, 2020, Delta Air Lines started non-stop flights between RNO and LAX three times a day.

Frontier Airlines

- Frontier Airlines suspended non-stop seasonal flight between RNO and Denver (DEN) on November 30, 2020.

JetBlue Airways

- On January 2, 2021, JetBlue suspended non-stop flights between RNO and New York City (JFK). This flight will return on April 8, 2021.

Southwest Airlines

- On January 5, 2021, Southwest Airlines upgraded non-stop limited flights between RNO and Dallas Love Field (DAL) to a daily service.
- On March 11, 2021, Southwest Airlines will start non-stop seasonal flights between RNO and Houston Hobby (HOU) as a daily service.
- On March 11, 2021, Southwest Airlines will start non-stop flights between RNO and Long Beach (LGB) as a daily service.
- On March 11, 2021, Southwest Airlines will start non-stop seasonal flights between RNO and Chicago Midway (MDW) as a daily service.
- On January 6, 2021, Southwest Airlines suspended non-stop flights between RNO and LAX. This flight will return on March 7, 2021.

United Airlines

- On March 4, 2021, United Airlines will resume non-stop seasonal flights between RNO and ORD.

Airline Codes		Airport Codes	
		ATL	Atlanta, GA
AA	American Airlines	BOI	Boise, ID
AS	Alaska Airlines	DEN	Denver, CO
B6	JetBlue Airways	DFW	Dallas/Ft. Worth, TX
DL	Delta Air Lines	DAL	Dallas Love Field, TX
F9	Frontier Airlines	GDL	Guadalajara, MX
G4	Allegiant Air	IAH	Houston, TX
MQ	American Eagle	JFK	New York City, NY
OO	SkyWest Airlines	LAS	Las Vegas, NV
QX	Horizon Air	LGB	Long Beach, CA
UA	United Airlines	LAX	Los Angeles, CA
WN	Southwest Airlines	MDW	Chicago, IL (Midway)
YV	Mesa Airlines	MSP	Minneapolis, MN
Y4	Volaris Airlines	OAK	Oakland, CA
		ORD	Chicago, IL (O'Hare)
		PDX	Portland, OR
		PHX	Phoenix, AZ
		PSP	Palm Springs, CA
		SAN	San Diego, CA
		SEA	Seattle, WA
		SFO	San Francisco, CA
		SLC	Salt Lake City, UT
		SJC	San Jose, CA
Equipment Codes		Operating Days	
319	Airbus A319	1	Monday
320	Airbus A320	2	Tuesday
733, 735, 738, 73G	Boeing 737 (all variants)	3	Wednesday
757	Boeing 757	4	Thursday
CRJ, CR7, CR9	Canadair Regional Jet (all variants)	5	Friday
DH4	DeHavilland Dash 8 Q400	6	Saturday
M80, M83	McDonnell Douglas MD-80	7	Sunday
ERD, ERJ	Embraer Regional Jet		

Peak Day Non-Stop Departures (including less than daily flights)

February 2021

Airport	Code	Alaska	Allegiant	American	Delta	Frontier	JetBlue	Southwest	United	Volaris	Totals	Percent of Total	Total Seats
Atlanta, GA	ATL				1						1	2%	199
Denver, CO	DEN					0		2	3		5	11%	693
Dallas/Ft. Worth, TX	DFW			4							4	9%	592
Dallas Love Field, TX	DAL							1			1	2%	143
Guadalajara, MX	GDL									1	1	2%	179
Houston, TX	IAH								1		1	2%	70
New York City, NY	JFK						0				0	0%	0
Las Vegas, NV	LAS		1			1		3			5	11%	867
Long Beach, CA	LGB						0				0	0%	0
Los Angeles, CA	LAX	2		0	3		1	0	3		9	19%	694
Chicago, IL (Midway)	MDW							0			0	0%	0
Minneapolis, MN	MSP				0						0	0%	0
Oakland, CA	OAK							1			1	2%	143
Chicago, IL (O'Hare)	ORD			0					0		0	0%	0
Palm Springs, CA	PSP	0									0	0%	0
Portland, OR	PDX	2									2	4%	152
Phoenix, AZ	PHX			3				1			4	9%	475
San Diego, CA	SAN							1			1	2%	143
Seattle, WA	SEA	4						0			4	9%	304
San Francisco, CA	SFO								3		3	6%	170
Salt Lake City, UT	SLC				4						4	9%	304
San Jose, CA	SJC	0						0			0	0%	0
Orange County, CA	SNA		1								1	2%	156
Total		8	2	7	8	1	1	9	10	1	47	100%	5,284

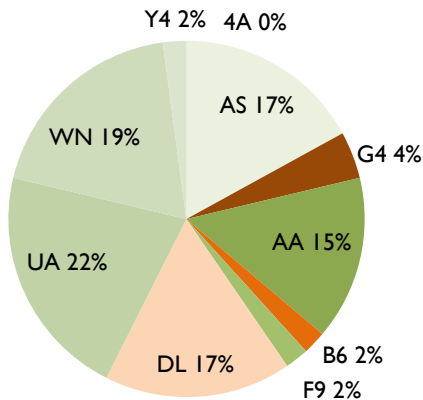
Peak Day Non-Stop Departures (including less than daily flights)															
Airline/Destination	Code	February 2021	January 2021	February 2020	Change vs Prior Month	Change vs Prior Year	% Change vs Prior Month	% Change vs Prior Year	February 2021	January 2021	February 2020	Change vs Prior Month	Change vs Prior Year	% Change vs Prior Month	% Change vs Prior Year
Flights								Seats							
Alaska - (AS)		8	9	9	-1	-1	-11.1%	-11.1%	608	684	786	-76	-178	-11.1%	-22.6%
Los Angeles, CA	LAX	2	2	0	0	2	0.0%	-	152	152	0	0	152	0.0%	-
Portland, OR	PDX	2	2	3	0	-1	0.0%	-33.3%	152	152	228	0	-76	0.0%	-33.3%
Palm Springs, CA	PSP	0	1	0	-1	0	-100.0%	-	0	76	0	-76	0	-100.0%	-
Seattle, WA	SEA	4	4	5	0	-1	0.0%	-20.0%	304	304	482	0	-178	0.0%	-36.9%
San Jose, CA	SJC	0	0	1	0	-1	-	-100.0%	0	0	76	0	-76	-	-100.0%
Allegiant - (G4)		2	1	1	0	0	100.0%	100.0%	312	156	156	156	156	100.0%	100.0%
Las Vegas, NV	LAS	1	1	1	0	0	0.0%	0.0%	156	156	156	0	0	0.0%	0.0%
Orange County, CA	SNA	1	0	0	1	1	-	-	156	0	0	156	156	-	-
American Airlines (AA)		7	7	12	0	-3	0.0%	-41.7%	924	912	1,353	12	-429	1.3%	-31.7%
Dallas/Ft. Worth, TX	DFW	4	4	2	0	2	0.0%	100.0%	592	580	320	12	272	2.1%	85.0%
Los Angeles, CA	LAX	0	0	5	0	-5	-	-100.0%	0	0	369	0	-369	-	-100.0%
Chicago, IL (O'Hare)	ORD	0	0	0	0	0	-	-	0	0	0	0	0	-	-
Phoenix	PHX	3	3	5	0	-2	0.0%	-40.0%	332	332	664	0	-332	0.0%	-50.0%
Delta Airlines (DL)		8	8	6	0	2	0.0%	33.3%	713	713	735	0	-22	0.0%	-3.0%
Atlanta, GA	ATL	1	1	1	0	0	0.0%	0.0%	199	199	199	0	0	0.0%	0.0%
Los Angeles, CA	LAX	3	3	0	0	3	0.0%	-	210	210	0	0	210	0.0%	-
Salt Lake City, UT	SLC	4	4	5	0	-1	0.0%	-20.0%	304	304	536	0	-232	0.0%	-43.3%
Frontier Airlines (F9)		1	1	1	0	0	0.0%	0.0%	186	186	186	0	0	0.0%	0.0%
Las Vegas, NV	LAS	1	1	1	0	0	0.0%	0.0%	186	186	186	0	0	0.0%	0.0%
JetBlue Airways (B6)		1	1	2	0	-1	0.0%	-50.0%	162	162	312	0	-150	0.0%	-48.1%
Long Beach, CA	LGB	0	0	1	0	-1	-	-100.0%	0	0	162	0	-162	-	-100.0%
Los Angeles, CA	LAX	1	1	0	0	1	0.0%	-	162	162	0	0	162	0.0%	-
New York City, NY	JFK	0	0	1	0	-1	-	-100.0%	0	0	150	0	-150	-	-100.0%
Southwest Airlines (WN)		9	9	23	0	-14	0.0%	-60.9%	1,415	1,415	3,385	0	-1,970	0.0%	-58.2%
Dallas Love Field, TX	DAL	1	1	0	0	1	0.0%	-	143	143	0	0	143	0.0%	-
Denver, CO	DEN	2	2	1	0	1	0.0%	100.0%	318	318	143	0	175	0.0%	122.4%
Las Vegas, NV	LAS	3	3	10	0	-7	0.0%	-70.0%	525	525	1,430	0	-905	0.0%	-63.3%
Los Angeles, CA	LAX	0	0	3	0	-3	-	-100.0%	0	0	429	0	-429	-	-100.0%
Oakland, CA	OAK	1	1	1	0	0	0.0%	0.0%	143	143	175	0	-32	0.0%	-18.3%
Phoenix, AZ	PHX	1	1	2	0	-1	0.0%	-50.0%	143	143	286	0	-143	0.0%	-50.0%
San Diego, CA	SAN	1	1	3	0	-2	0.0%	-66.7%	143	143	429	0	-286	0.0%	-66.7%
San Jose, CA	SJC	0	0	3	0	-3	-	-100.0%	0	0	493	0	-493	-	-100.0%
United Airlines (UA)		10	10	13	0	-3	0.0%	-23.1%	785	729	1,136	56	-351	7.7%	-30.9%
Denver, CO	DEN	3	3	3	0	0	0.0%	0.0%	375	319	406	56	-31	17.6%	-7.6%
Houston, TX	IAH	1	1	1	0	0	0.0%	0.0%	70	70	76	0	-6	0.0%	-7.9%
Los Angeles, CA	LAX	3	3	3	0	0	0.0%	0.0%	170	150	150	20	20	13.3%	13.3%
Chicago, IL (O'Hare)	ORD	0	0	1	0	-1	-	-100.0%	0	0	128	0	-128	-	-100.0%
San Francisco, CA	SFO	3	3	5	0	-2	0.0%	-40.0%	170	190	376	-20	-206	-10.5%	-54.8%
Volaris Airlines (Y4)		1	1	1	0	0	0.0%	0.0%	179	179	179	0	0	0.0%	0.0%
Guadalajara, MX	GDL	1	1	1	0	0	0.0%	0.0%	179	179	179	0	0	0.0%	0.0%
AIRPORT TOTALS		47	47	68	0	-21	0.0%	-30.9%	5,284	5,136	8,228	148	-2,944	2.9%	-35.8%

Peak Day Non-Stop Departures (including less than daily flights)

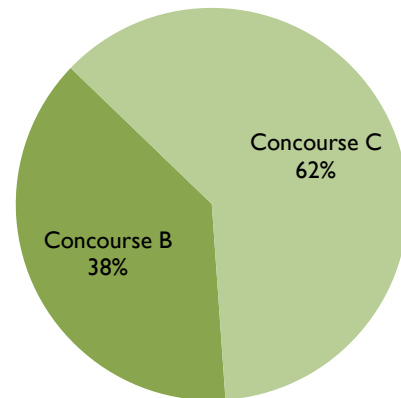
Airline/Destination	Code	February 2021	January 2021	February 2020	Change vs Prior Month	Change vs Prior Year	% Change vs Prior Month	% Change vs Prior Year	February 2021	January 2021	February 2020	Change vs Prior Month	Change vs Prior Year	% Change vs Prior Month	% Change vs Prior Year
AIRLINES TOTALS		Flights							Seats						
Alaska Airlines	AS	8	9	9	-1	-1	-11.1%	-11.1%	608	684	786	-76	-178	-11.1%	-22.6%
Allegiant Air	G4	2	1	1	1	1	100.0%	100.0%	312	156	156	156	156	100.0%	100.0%
American Airlines	AA	7	7	12	0	-5	0.0%	-41.7%	924	912	1,353	12	-429	1.3%	-31.7%
Delta Air Lines	DL	8	8	6	0	2	0.0%	33.3%	713	713	735	0	-22	0.0%	-3.0%
Frontier Airlines	F9	1	1	1	0	0	0.0%	0.0%	186	186	186	0	0	0.0%	0.0%
JetBlue Airways	B6	1	1	2	0	-1	0.0%	-50.0%	162	162	312	0	-150	0.0%	-48.1%
Southwest Airlines	WN	9	9	23	0	-14	0.0%	-60.9%	1,415	1,415	3,385	0	-1,970	0.0%	-58.2%
United Airlines	UA	10	10	13	0	-3	0.0%	-23.1%	785	729	1,136	56	-351	7.7%	-30.9%
Volaris Airlines	Y4	1	1	1	0	0	0.0%	0.0%	179	179	179	0	0	0.0%	0.0%
Grand Total - All Airlines		47	47	68	0	-21	0.0%	-30.9%	5,284	5,136	8,228	148	-2,944	2.9%	-35.8%
TOTALS BY CITY		Flights							Seats						
Atlanta, GA	ATL	1	1	1	0	0	0.0%	0.0%	199	199	199	0	0	0.0%	0.0%
Boise, ID	BOI	0	0	0	0	0	-	-	0	0	0	0	0	-	-
Denver, CO	DEN	5	5	4	0	1	0.0%	25.0%	693	637	549	56	144	8.8%	26.2%
Dallas/Ft. Worth, TX	DFW	4	4	2	0	2	0.0%	100.0%	592	580	320	12	272	2.1%	85.0%
Dallas Love Field	DAL	1	1	0	0	1	0.0%	-	143	143	0	0	143	0.0%	-
Guadalajara, MX	GDL	1	1	1	0	0	0.0%	0.0%	179	179	179	0	0	0.0%	0.0%
Houston, TX	IAH	1	1	1	0	0	0.0%	0.0%	70	70	76	0	-6	0.0%	-7.9%
Las Vegas, NV	LAS	5	5	12	0	-7	0.0%	-58.3%	867	867	1,772	0	-905	0.0%	-51.1%
Long Beach, CA	LGB	0	0	1	0	-1	-	-100.0%	0	0	162	0	-162	-	-100.0%
Los Angeles, CA	LAX	9	9	11	0	-2	0.0%	-18.2%	694	674	948	20	-254	3.0%	-26.8%
Chicago, IL (Midway)	MDW	0	0	0	0	0	-	-	0	0	0	0	0	-	-
Oakland, CA	OAK	1	1	1	0	0	0.0%	0.0%	143	143	175	0	-32	0.0%	-18.3%
Orange County, CA	SNA	1	0	0	1	1	-	-	156	0	0	156	156	-	-
Chicago, IL (O'Hare)	ORD	0	0	1	0	-1	-	-100.0%	0	0	128	0	-128	-	-100.0%
Minneapolis, MN	MSP	0	0	0	0	0	-	-	0	0	0	0	0	-	-
New York City	JFK	0	0	1	0	-1	-	-100.0%	0	0	150	0	-150	-	-100.0%
Palm Springs, CA	PSP	0	1	0	-1	0	-100.0%	-	0	76	0	-76	0	-100.0%	-
Portland, OR	PDX	2	2	3	0	-1	0.0%	-33.3%	152	152	228	0	-76	0.0%	-33.3%
Phoenix, AZ	PHX	4	4	7	0	-3	0.0%	-42.9%	475	475	950	0	-475	0.0%	-50.0%
San Diego, CA	SAN	1	1	3	0	-2	0.0%	-66.7%	143	143	429	0	-286	0.0%	-66.7%
Seattle, WA	SEA	4	4	5	0	-1	0.0%	-20.0%	304	304	482	0	-178	0.0%	-36.9%
San Francisco, CA	SFO	3	3	5	0	-2	0.0%	-40.0%	170	190	376	-20	-206	-10.5%	-54.8%
Salt Lake City, UT	SLC	4	4	5	0	-1	0.0%	-20.0%	304	304	536	0	-232	0.0%	-43.3%
San Jose, CA	SJC	0	0	4	0	-4	-	-100.0%	0	0	569	0	-569	-	-100.0%
Grand Total - All Cities		47	47	68	0	-21	0.0%	-30.9%	5,284	5,136	8,228	148	-2,944	2.9%	-35.8%

Peak Day Non-Stop Departures (including less than daily flights) by Concourse							
February 2021							
Airline	Code	Daily Flights	Concourse	Airport	Daily Seats	Concourse	Airport
Delta	DL	8	44.4%	17.0%	713	31.1%	13.5%
JetBlue	B6	1	5.6%	2.1%	162	7.1%	3.1%
Southwest	WN	9	50.0%	19.1%	1,415	61.8%	26.8%
B-Concourse		18	100.0%	38.3%	2,290	100.0%	43.3%
Alaska	AS	8	27.6%	17.0%	608	20.3%	11.5%
Allegiant	G4	2	6.9%	4.3%	312	10.4%	5.9%
American	AA	7	24.1%	14.9%	924	30.9%	17.5%
Frontier	F9	1	3.4%	2.1%	186	6.2%	3.5%
United	UA	10	34.5%	21.3%	785	26.2%	14.9%
Volaris	Y4	1	3.4%	2.1%	179	6.0%	3.4%
C-Concourse		29	100.0%	61.7%	2,994	100.0%	56.7%
Grand Total		47		100.0%	5,284		100.0%

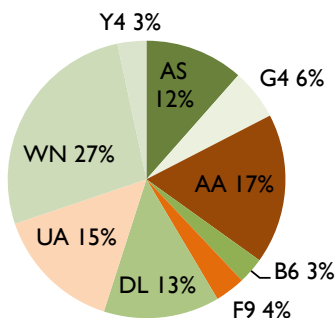
Percent of Scheduled Flights by Airlines



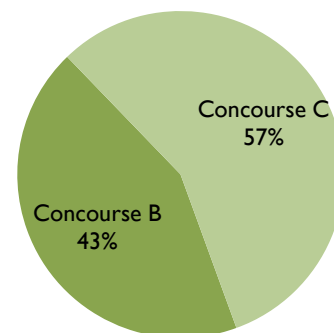
Percent of Scheduled Flights by Concourse



Percent of Scheduled Seats by Airline



Percent of Scheduled Seats by Concourse



Non-Stop Departures

February 2021

Marketing Airline	Operating Airline	Origin	Destination	Flight	Aircraft	Seats	Departure Time	Arrival Time	Days of Operation
UA	UA	RNO	DEN	2415	739	179	0530	0846	1234567
AA	AA	RNO	DFW	1361	738	172	0600	1127	1234567
UA	OO	RNO	LAX	5835	CRJ	50	0600	0740	1234567
AS	QX	RNO	SEA	2252	E75	76	0605	0805	1234567
DL	OO	RNO	SLC	3740	E7W	76	0614	0855	1234567
WN	WN	RNO	OAK	3991	73W	143	0615	07256.
UA	OO	RNO	SFO	5998	E7W	70	0625	0747	1234567
WN	WN	RNO	OAK	4756	73W	143	0635	0745	12345.7
WN	WN	RNO	PHX	4002	73H	175	0640	09306.
AA	YV	RNO	PHX	5755	CR9	76	0643	0950	1234567
DL	OO	RNO	LAX	3834	E7W	70	0701	0835	1234567
AS	QX	RNO	LAX	2555	E75	76	0730	0908	1234567
WN	WN	RNO	DEN	1305	73W	143	0755	1105	12345.7
AA	YV	RNO	DFW	5776	CR9	76	0815	1340	1234567
WN	WN	RNO	LAS	2531	73H	175	0825	0945	12345.7
WN	WN	RNO	LAS	3985	73W	143	0905	10256.
UA	OO	RNO	DEN	5867	E7W	70	0915	1238	1.34567
AS	QX	RNO	SEA	2442	E75	76	1000	1200	..3....
AS	QX	RNO	SEA	2442	DH4	76	1000	1205	12.4567
WN	WN	RNO	DAL	1402	73W	143	1000	15056.
DL	OO	RNO	SLC	3737	E7W	76	1010	1239	1234567
UA	OO	RNO	LAX	5790	CRJ	50	1024	1205	1234567
WN	WN	RNO	DAL	488	73W	143	1025	1530	12345.7
WN	WN	RNO	SAN	1426	73W	143	1035	12056.
UA	OO	RNO	SFO	5899	E7W	70	1049	1210	1..4567
AA	AA	RNO	PHX	2861	319	128	1105	1347	1..45.7
AS	QX	RNO	PDX	2250	DH4	76	1115	1257	1234567
WN	WN	RNO	LAS	3106	73H	175	1115	12356.
WN	WN	RNO	DEN	3595	73H	175	1140	14506.
B6	B6	RNO	LAX	943	320	150	1149	1315	...4..7
DL	OO	RNO	LAX	3501	E7W	70	1200	1332	1234567
AA	AA	RNO	DFW	2897	738	172	1218	17315.7
WN	WN	RNO	PHX	4591	73H	175	1240	15256.
DL	OO	RNO	SLC	3755	E7W	76	1241	1508	1234567
UA	YV	RNO	IAH	6057	E7W	70	1300	1842	1234567
WN	WN	RNO	DEN	2846	73H	175	1300	1605	12345.7
WN	WN	RNO	LAS	3413	73H	175	1310	1430	12345.7
Y4	Y4	RNO	GDL	999	320	179	1322	1908	123.5..
DL	DL	RNO	ATL	705	757	199	1330	2041	...4567
AA	AA	RNO	DFW	2897	738	172	1340	1853	1234.6.
UA	UA	RNO	DEN	548	320	150	1341	1651	12345..
UA	OO	RNO	DEN	5383	E7W	70	1341	170467
AS	QX	RNO	SEA	2168	E75	76	1345	1545	1234567
WN	WN	RNO	LAS	2981	73H	175	1445	16006.
AA	AA	RNO	DFW	2360	738	160	1446	19555.7
G4	G4	RNO	LAS	89	319	156	1449	1602	1.....
G4	G4	RNO	LAS	89	319	156	1456	16115..
G4	G4	RNO	LAS	89	320	180	1515	1630	..3....

Non-Stop Departures

February 2021

Marketing Airline	Operating Airline	Origin	Destination	Flight	Aircraft	Seats	Departure Time	Arrival Time	Days of Operation
UA	OO	RNO	LAX	5844	CR7	70	1540	1719	...4...
UA	OO	RNO	LAX	5844	E7W	70	1540	1720	1...5..
UA	OO	RNO	LAX	5844	CRJ	50	1540	17227
F9	F9	RNO	LAS	2174	320	186	1541	1659	...4..7
UA	OO	RNO	LAX	5844	CR7	70	1541	17206.
WN	WN	RNO	PHX	4809	73W	143	1555	1835	12345.7
UA	OO	RNO	SFO	5315	E7W	70	1618	1739	.2.....
UA	OO	RNO	SFO	5315	CRJ	50	1618	1741	1.34567
AA	AA	RNO	PHX	1287	319	128	1633	1915	1234567
WN	WN	RNO	LAS	3446	73H	175	1655	18106.
DL	OO	RNO	LAX	3531	E7W	70	1659	1830	1234567
AS	QX	RNO	LAX	2136	E75	76	1710	1848	1234567
WN	WN	RNO	LAS	3418	73H	175	1730	1850	12345.7
DL	OO	RNO	SLC	3523	E7W	76	1742	2010	1234567
AS	QX	RNO	SEA	2082	DH4	76	1810	2015	1234567
AS	QX	RNO	PDX	2446	DH4	76	1935	2117	...5..
G4	G4	RNO	LAS	89	319	156	2135	2250	...4...
G4	G4	RNO	LAS	89	319	156	2140	22557

Non-Stop Arrivals

February 2021

Marketing Airline	Operating Airline	Origin	Destination	Flight	Aircraft	Seats	Departure Time	Arrival Time	Days of Operation
AS	QX	SEA	RNO	2441	E75	76	0715	0855	..3....
AS	QX	SEA	RNO	2441	DH4	76	0715	0916	12.4567
DL	OO	SLC	RNO	3737	E7W	76	0835	0918	1234567
WN	WN	LAS	RNO	3101	73H	175	0810	09306.
WN	WN	SAN	RNO	889	73W	143	0810	09506.
UA	OO	LAX	RNO	4751	CRJ	50	0820	0954	1234567
UA	OO	SFO	RNO	5983	E7W	70	0900	1009	12.4567
UA	OO	SFO	RNO	5983	CRJ	50	0900	1010	..3....
WN	WN	DEN	RNO	3593	73H	175	0845	10106.
AA	AA	PHX	RNO	2861	319	128	0923	1025	1234567
AS	QX	PDX	RNO	2253	DH4	76	0855	1031	1234567
B6	B6	LAX	RNO	942	320	150	0934	1051	...4..7
DL	OO	LAX	RNO	3500	E7W	70	0920	1053	1234567
AA	AA	DFW	RNO	2897	738	172	0910	1101	1234567
WN	WN	DEN	RNO	2843	73H	175	0950	1115	12345.7
Y4	Y4	GDL	RNO	998	320	179	0940	1142	123.5..
DL	OO	SLC	RNO	3755	E7W	76	1110	1151	1234567
WN	WN	LAS	RNO	4591	73H	175	1030	11556.
DL	DL	ATL	RNO	525	757	199	1000	1210	...4567
WN	WN	LAS	RNO	3408	73H	175	1050	1215	12345.7
UA	YV	IAH	RNO	6303	E7W	70	1000	1217	1234567
UA	UA	DEN	RNO	2141	320	150	1120	1245	12345..
UA	OO	DEN	RNO	5284	E7W	70	1120	125667
AS	QX	SEA	RNO	2560	E75	76	1125	1305	1234567
WN	WN	DAL	RNO	2493	73W	143	1150	1325	12345.7
WN	WN	PHX	RNO	4696	73H	175	1235	13256.
WN	WN	OAK	RNO	3693	73W	143	1250	13456.
G4	G4	LAS	RNO	88	319	156	1235	1359	1.....
AA	AA	DFW	RNO	2188	738	160	1220	14015.7
G4	G4	LAS	RNO	88	319	156	1239	14065..
UA	OO	LAX	RNO	5354	E7W	70	1250	1421	1...5..
UA	OO	LAX	RNO	5354	CRJ	50	1250	14237
G4	G4	LAS	RNO	88	320	180	1258	1425	..3....
UA	OO	SFO	RNO	5469	CRJ	50	1330	1435	1..4567
UA	OO	LAX	RNO	5354	CR7	70	1325	1455	...4...
F9	F9	LAS	RNO	2175	320	186	1334	1456	...4..7
UA	OO	LAX	RNO	5354	CR7	70	1335	15056.
WN	WN	PHX	RNO	2767	73W	143	1430	1520	12345.7
UA	OO	DEN	RNO	5276	E7W	70	1405	1539	1.34567
WN	WN	DAL	RNO	3300	73H	175	1410	15456.
AA	AA	PHX	RNO	1287	319	128	1438	1553	1..45.7
WN	WN	LAS	RNO	3345	73W	143	1440	16056.
DL	OO	LAX	RNO	3889	E7W	70	1441	1609	1234567
AS	QX	LAX	RNO	2135	E75	76	1450	1627	1234567
WN	WN	LAS	RNO	3416	73H	175	1520	1645	12345.7
DL	OO	SLC	RNO	3523	E7W	76	1621	1652	1234567
AS	QX	SEA	RNO	2083	DH4	76	1530	1730	1234567
WN	WN	LAS	RNO	3612	73W	143	1700	18256.
AA	YV	DFW	RNO	5773	CR9	76	1650	18315.7

Non-Stop Arrivals

February 2021

Marketing Airline	Operating Airline	Origin	Destination	Flight	Aircraft	Seats	Departure Time	Arrival Time	Days of Operation
AA	YV	DFW	RNO	5773	CR9	76	1650	1834	1234.6.
AS	QX	PDX	RNO	2394	DH4	76	1720	18535..
WN	WN	OAK	RNO	3743	73W	143	1800	1900	12345.7
WN	WN	PHX	RNO	3066	73H	175	1820	19106.
UA	OO	SFO	RNO	5470	E7W	70	1835	1939	1234567
AA	YV	PHX	RNO	5754	CR9	76	1851	1955	1234567
UA	OO	LAX	RNO	5603	CRJ	50	1845	2018	1234567
G4	G4	LAS	RNO	88	319	156	1918	2045	...4...
AA	AA	DFW	RNO	2448	738	172	1900	20495.7
G4	G4	LAS	RNO	88	319	156	1923	20507
UA	UA	DEN	RNO	2300	739	179	1930	2055	1234567
WN	WN	LAS	RNO	2755	73H	175	1945	2105	12345.7
WN	WN	DEN	RNO	2587	73W	143	1955	2115	12345.7
AS	QX	LAX	RNO	2143	E75	76	1945	2122	1234567
DL	OO	LAX	RNO	3860	E7W	70	2000	2130	1234567
DL	OO	SLC	RNO	3618	E7W	76	2105	2144	.23..67
AA	AA	DFW	RNO	2448	738	172	2020	2211	1234.6.
DL	OO	SLC	RNO	3618	E7W	76	2159	2235	1..45..
AS	QX	SEA	RNO	2351	E75	76	2115	2255	1234567

Reno-Tahoe International Airport

Hourly schedule arrivals, departures, and related seats

Sample: 8th - 14th February 2021

	Monday					Tuesday					Wednesday					Thursday					Friday					Saturday					Sunday				
	Seats	Arr	Time	Dep	Seats	Seats	Arr	Time	Dep	Seats	Seats	Arr	Time	Dep	Seats	Seats	Arr	Time	Dep	Seats	Seats	Arr	Time	Dep	Seats	Seats	Arr	Time	Dep	Seats	Seats	Arr	Time	Dep	Seats
C o n c o u r s e B	0	0	0000	0	0	0	0	0000	0	0	0	0	0000	0	0	0	0	0000	0	0	0	0	0000	0	0	0	0	0000	0	0	0	0	0000	0	0
	0	0	0100	0	0	0	0	0100	0	0	0	0	0100	0	0	0	0	0100	0	0	0	0	0100	0	0	0	0	0100	0	0	0	0	0100	0	0
	0	0	0200	0	0	0	0	0200	0	0	0	0	0200	0	0	0	0	0200	0	0	0	0	0200	0	0	0	0	0200	0	0	0	0	0200	0	0
	0	0	0300	0	0	0	0	0300	0	0	0	0	0300	0	0	0	0	0300	0	0	0	0	0300	0	0	0	0	0300	0	0	0	0	0300	0	0
	0	0	0400	0	0	0	0	0400	0	0	0	0	0400	0	0	0	0	0400	0	0	0	0	0400	0	0	0	0	0400	0	0	0	0	0400	0	0
	0	0	0500	0	0	0	0	0500	0	0	0	0	0500	0	0	0	0	0500	0	0	0	0	0500	0	0	0	0	0500	0	0	0	0	0500	0	0
	0	0	0600	2	219	0	0	0600	2	219	0	0	0600	2	219	0	0	0600	2	219	0	0	0600	2	219	0	0	0600	3	394	0	0	0600	2	219
	0	0	0700	2	213	0	0	0700	2	213	0	0	0700	2	213	0	0	0700	2	213	0	0	0700	2	213	0	0	0700	1	70	0	0	0700	2	213
	0	0	0800	1	175	0	0	0800	1	175	0	0	0800	1	175	0	0	0800	1	175	0	0	0800	1	175	0	0	0800	0	0	0	0	0800	1	175
	76	1	0900	0	0	76	1	0900	0	0	76	1	0900	0	0	76	1	0900	0	0	76	1	0900	0	0	394	3	0900	1	143	76	1	0900	0	0
	70	1	1000	2	219	70	1	1000	2	219	70	1	1000	2	219	70	1	1000	2	219	245	2	1000	3	362	70	1	1000	2	219	70	1	1000	2	219
	251	2	1100	0	0	251	2	1100	0	0	251	2	1100	0	0	401	3	1100	0	0	413	3	1100	0	0	251	2	1100	2	350	401	3	1100	0	0
	175	1	1200	2	146	175	1	1200	2	146	175	1	1200	2	146	374	2	1200	3	296	374	2	1200	3	308	199	1	1200	3	321	374	2	1200	3	296
	143	1	1300	2	350	143	1	1300	2	350	143	1	1300	2	350	143	1	1300	3	549	143	1	1300	3	549	318	2	1300	1	199	143	1	1300	3	549
	0	0	1400	0	0	0	0	1400	0	0	0	0	1400	0	0	0	0	1400	0	0	0	0	1400	0	0	0	0	1400	1	175	0	0	1400	0	0
143	1	1500	1	143	143	1	1500	1	143	143	1	1500	1	143	143	1	1500	1	143	143	1	1500	1	143	175	1	1500	0	0	143	1	1500	1	143	
321	3	1600	1	70	321	3	1600	1	70	321	3	1600	1	70	321	3	1600	1	70	321	3	1600	1	70	289	3	1600	2	245	321	3	1600	1	70	
0	0	1700	2	251	0	0	1700	2	251	0	0	1700	2	251	0	0	1700	2	251	0	0	1700	2	251	0	0	1700	1	76	0	0	1700	2	251	
0	0	1800	0	0	0	0	1800	0	0	0	0	1800	0	0	0	0	1800	0	0	0	0	1800	0	0	143	1	1800	0	0	0	0	1800	0	0	
143	1	1900	0	0	143	1	1900	0	0	143	1	1900	0	0	143	1	1900	0	0	329	2	1900	0	0	175	1	1900	0	0	143	1	1900	0	0	
0	0	2000	0	0	0	0	2000	0	0	0	0	2000	0	0	0	0	2000	0	0	0	0	2000	1	186	0	0	2000	0	0	0	0	2000	0	0	
388	3	2100	0	0	464	4	2100	0	0	464	4	2100	0	0	388	3	2100	0	0	388	3	2100	0	0	146	2	2100	0	0	464	4	2100	0	0	
76	1	2200	0	0	0	0	2200	0	0	0	0	2200	0	0	76	1	2200	0	0	76	1	2200	0	0	0	0	2200	0	0	0	0	2200	0	0	
0	0	2300	0	0	0	0	2300	0	0	0	0	2300	0	0	0	0	2300	0	0	0	0	2300	0	0	0	0	2300	0	0	0	0	2300	0	0	
1,786	15		15	1,786	1,786	15		15	1,786	1,786	15		15	1,786	2,135	17		17	2,135	2,333	18		18	2,333	2,335	18		18	2,335	2,135	17		17	2,135	
	Monday					Tuesday					Wednesday					Thursday					Friday					Saturday					Sunday				
	Seats	Arr	Time	Dep	Seats	Seats	Arr	Time	Dep	Seats	Seats	Arr	Time	Dep	Seats	Seats	Arr	Time	Dep	Seats	Seats	Arr	Time	Dep	Seats	Seats	Arr	Time	Dep	Seats	Seats	Arr	Time	Dep	Seats
C o n c o u r s e C	0	0	0000	0	0	0	0	0000	0	0	0	0	0000	0	0	0	0	0000	0	0	0	0	0000	0	0	0	0	0000	0	0	0	0	0000	0	0
	0	0	0100	0	0	0	0	0100	0	0	0	0	0100	0	0	0	0	0100	0	0	0	0	0100	0	0	0	0	0100	0	0	0	0	0100	0	0
	0	0	0200	0	0	0	0	0200	0	0	0	0	0200	0	0	0	0	0200	0	0	0	0	0200	0	0	0	0	0200	0	0	0	0	0200	0	0
	0	0	0300	0	0	0	0	0300	0	0	0	0	0300	0	0	0	0	0300	0	0	0	0	0300	0	0	0	0	0300	0	0	0	0	0300	0	0
	0	0	0400	0	0	0	0	0400	0	0	0	0	0400	0	0	0	0	0400	0	0	0	0	0400	0	0	0	0	0400	0	0	0	0	0400	0	0
	0	0	0500	1	179	0	0	0500	1	179	0	0	0500	1	179	0	0	0500	1	179	0	0	0500	1	179	0	0	0500	1	179	0	0	0500	1	179
	0	0	0600	5	444	0	0	0600	5	444	0	0	0600	5	444	0	0	0600	4	368	0	0	0600	4	348	0	0	0600	4	348	0	0	0600	4	348
	0	0	0700	1	76	0	0	0700	1	76	0	0	0700	1	76	0	0	0700	1	76	0	0	0700	1	76	0	0	0700	1	76	0	0	0700	1	76
	0	0	0800	1	76	0	0	0800	1	76	76	1	0800	1	76	0	0	0800	2	152	0	0	0800	2	152	0	0	0800	2	152	0	0	0800	2	152
	126	2	0900	1	70	126	2	0900	1	70	50	1	0900	1	70	50	1	0900	1	70	50	1	0900	1	70	50	1	0900	1	70	50	1	0900	1	70
	274	3	1000	3	196	274	3	1000	2	126	254	3	1000	2	126	330	4	1000	4	304	330	4	1000	4	304	330	4	1000	3	176	330	4	1000	4	304
	351	2	1100	2	204	351	2	1100	1	76	351	2	1100	1	76	172	1	1100	1	76	351	2	1100	1	76	172	1	1100	1	76	0	0	1100	1	76
	220	2	1200	0	0	220	2	1200	0	0	376	3	1200	0	0	196	2	1200	1	70	196	2	1200	2	242	196	2	1200	1	70	220	2	1200	1	70
	76	1	1300	5	647	76	1	1300	5	647	76	1	1300	6	803	76	1	1300	2	298	248	2	1300	2	305	76	1	1300	2	298	248	2	1300	1	150
	276	3	1400	1	156	0	0	1400	0	0	0	0	1400	0	0	140	2	1400	1	76	296	3	1400	2	248	50	1	1400	1	76	140	2	1400	2	248
	198	2	1500	1	70	70	1	1500	0	0	70	1	1500	0	0	360	3	1500	1	70	204	2	1500	2	226	76	1	1500	0	0	360	3	1500	1	70
	76	1	1600	2	178	76	1	1600	2	178	76	1	1600	2	178	76	1	1600	4	430	0	0	1600	3	274	232	2	1600	3	254	0	0	1600	4	430
	76	1	1700	1	76	76	1	1700	1	76	76	1	1700	1	76	50	1	1700	0	0	50	1	1700	0	0	50	1	1700	1	156	50	1	1700	0	0
	152	2	1800	1	76	76	1	1800	1	76	76	1	1800	1	76	0	0	1800	0	0	76	1	1800	0	0	0	0	1800	0	0	76	1	1800	0	0
	146	2	1900	1	76	146	2	1900	0	0	146	2	1900	0	0	298	4	1900																	

Reno-Tahoe International Airport

Hourly schedule arrivals, departures, and related seats

Sample: 8th - 14th February 2021

A i r p o r t T o t a l s	Monday					Tuesday					Wednesday					Thursday					Friday					Saturday					Sunday						
	Seats	Arr	Time	Dep	Seats	Seats	Arr	Time	Dep	Seats	Seats	Arr	Time	Dep	Seats	Seats	Arr	Time	Dep	Seats	Seats	Arr	Time	Dep	Seats	Seats	Arr	Time	Dep	Seats	Seats	Arr	Time	Dep	Seats		
	0	0	0000	0	0	0	0	0	0000	0	0	0	0	0000	0	0	0	0	0000	0	0	0	0	0000	0	0	0	0	0000	0	0	0	0	0	0	0000	0
0	0	0100	0	0	0	0	0	0100	0	0	0	0	0100	0	0	0	0	0100	0	0	0	0	0100	0	0	0	0	0100	0	0	0	0	0	0100	0	0	
0	0	0200	0	0	0	0	0	0200	0	0	0	0	0200	0	0	0	0	0200	0	0	0	0	0200	0	0	0	0	0200	0	0	0	0	0	0200	0	0	
0	0	0300	0	0	0	0	0	0300	0	0	0	0	0300	0	0	0	0	0300	0	0	0	0	0300	0	0	0	0	0300	0	0	0	0	0	0300	0	0	
0	0	0400	0	0	0	0	0	0400	0	0	0	0	0400	0	0	0	0	0400	0	0	0	0	0400	0	0	0	0	0400	0	0	0	0	0	0400	0	0	
0	0	0500	1	179	0	0	0500	1	179	0	0	0500	1	179	0	0	0500	1	179	0	0	0500	1	179	0	0	0500	1	179	0	0	0500	1	179			
0	0	0600	7	663	0	0	0600	7	663	0	0	0600	7	663	0	0	0600	6	587	0	0	0600	6	567	0	0	0600	7	742	0	0	0600	6	567			
0	0	0700	3	289	0	0	0700	3	289	0	0	0700	3	289	0	0	0700	3	289	0	0	0700	3	289	0	0	0700	2	146	0	0	0700	3	289			
0	0	0800	2	251	0	0	0800	2	251	76	1	0800	2	251	0	0	0800	3	327	0	0	0800	3	327	0	0	0800	2	152	0	0	0800	3	327			
202	3	0900	1	70	202	3	0900	1	70	126	2	0900	1	70	126	2	0900	1	70	126	2	0900	1	70	444	4	0900	2	213	126	2	0900	1	70			
344	4	1000	5	415	344	4	1000	4	345	324	4	1000	4	345	400	5	1000	6	523	400	5	1000	6	523	575	6	1000	6	538	400	5	1000	6	523			
602	4	1100	2	204	602	4	1100	1	76	602	4	1100	1	76	573	4	1100	1	76	764	5	1100	1	76	423	3	1100	3	426	401	3	1100	1	76			
395	3	1200	2	146	395	3	1200	2	146	551	4	1200	2	146	570	4	1200	4	366	570	4	1200	5	550	395	3	1200	4	391	594	4	1200	4	366			
219	2	1300	7	997	219	2	1300	7	997	219	2	1300	8	1,153	219	2	1300	5	847	391	3	1300	5	854	394	3	1300	3	497	391	3	1300	4	699			
276	3	1400	1	156	0	0	1400	0	0	0	0	1400	0	0	140	2	1400	1	76	296	3	1400	2	248	50	1	1400	2	251	140	2	1400	2	248			
341	3	1500	2	213	213	2	1500	1	143	213	2	1500	1	143	503	4	1500	2	213	347	3	1500	3	369	251	2	1500	0	0	503	4	1500	2	213			
397	4	1600	3	248	397	4	1600	3	268	397	4	1600	3	248	397	4	1600	5	500	321	3	1600	4	344	521	5	1600	5	499	321	3	1600	5	500			
76	1	1700	3	327	76	1	1700	3	327	76	1	1700	3	327	50	1	1700	2	251	50	1	1700	2	251	50	1	1700	2	232	50	1	1700	2	251			
152	2	1800	1	76	76	1	1800	1	76	76	1	1800	1	76	0	0	1800	0	0	76	1	1800	0	0	143	1	1800	0	0	76	1	1800	0	0			
289	3	1900	1	76	289	3	1900	0	0	289	3	1900	0	0	441	5	1900	0	0	627	6	1900	0	0	473	5	1900	0	0	441	5	1900	0	0			
229	2	2000	0	0	229	2	2000	0	0	229	2	2000	0	0	50	1	2000	2	152	222	2	2000	3	338	50	1	2000	2	152	222	2	2000	2	152			
464	4	2100	0	0	540	5	2100	0	0	540	5	2100	0	0	643	5	2100	0	0	643	5	2100	0	0	401	4	2100	0	0	719	6	2100	0	0			
324	3	2200	0	0	248	2	2200	0	0	172	1	2200	0	0	248	2	2200	0	0	76	1	2200	0	0	172	1	2200	0	0	0	0	2200	0	0			
0	0	2300	0	0	0	0	2300	0	0	76	1	2300	0	0	76	1	2300	0	0	76	1	2300	0	0	76	1	2300	0	0	76	1	2300	0	0			
4,310	41		41	4,310	3,830	36		36	3,830	3,966	37		37	3,966	4,436	42		42	4,456	4,985	45		45	4,985	4,418	41		41	4,418	4,460	42		42	4,460			